

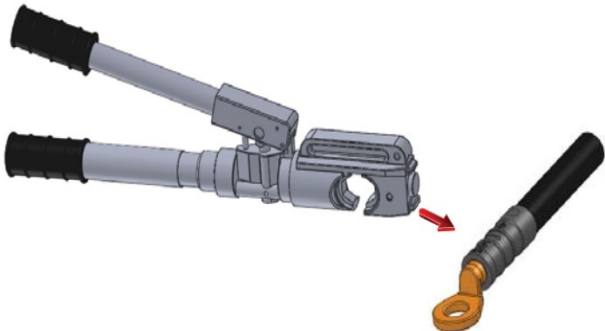



KODNI BROJ: P4056XX
Naziv proizvoda: Preinsulated aluminum-copper lugs CPTAU

INSTALLATION MANUAL

<p>1. Remove insulation from the cable at designated length on preinsulated aluminum lug.</p>	
<p>2. After insulation is removed, penetrate cable into the preinsulated aluminum lug till you feel block (limit) of penetration of the cable.</p>	
<p>3. When cable is penetrated into the preinsulated aluminum lug as per previous explained step, use hydraulic crimping tool to do pressing at designated positions on the lug (1, 2, 3 points). <i>User must use proper dies for hydraulic crimping tool as informed in product technical specification - E140 or E173 or E215</i></p>	
<p>4. After the press-marks are done on preinsulated aluminum lug, product is ready for exploitation.</p>	

LEGAL NOTICE:

The product must be installed only by a competent trained person with installation practices and with sufficient knowledge of good safety and installation practices in respect of electrical equipment. PLAMEN accepts no liability concerning claims resulting from misuse, incorrect installation or ignored national safety regulations or other national provisions. Failure to follow the installation instructions may result in damage to the product and serious or fatal injury.

